

The following pages contain the details of items of clothing that you may wish to purchase to commemorate your participation in OLRHD2022.

All garments will have the OLRHD2022 drive logo embroidered on them. The logo is shown below as it would look when embroidered on a green garment.



And to reflect the fun and games, or whatever, that we've all had over the past couple of years – the cap will just have this wording embroidered on the front panel.



Please **email** your order details to Kevin Phillips – registration@olrhd.com.au - by 12 Noon on Wednesday 4 May 2022 at the latest. Earlier is better, as I will be placing our first order on Friday 6 May and our 2nd (and last) order on 10 May. You don't need to use the forms in this document – just as long as you clearly state what you want. e.g. one lady's softshell green jacket size 12 and a men's bottle polo size XL would work for me. Or give me a call on 0427 264 603. Your order will be ready for you to collect at Eugowra on 29 May 2022. If you use Australia Post to mail your order it probably won't get to me in time.

Payment is required as soon as possible and definitely before the Drive starts - by bank transfer to:

Land Rover Club of the ACT - OLRHD
Westpac
BSB: 032-747 Acct No: 186428

8000 - \$20 - EPIC Premium Soft Cotton Cap (Premium soft 100% cotton fabric, Velcro closure, Embroidered eyelets, comfortable padded sweatband, slight pre-curved peak)

Size:	One Size fits all
Chestnut	
Natural	
Charcoal	
Antique Cherry	



Chestnut



Natural



Charcoal



Antique Cherry

3RT - \$58 – Unisex 2 Tone Rugby (350gm rugby knit fabric, 65% polyester 35% cotton for comfort, 3-button placket, internal contrast back neck dome, straight hem with side splits)

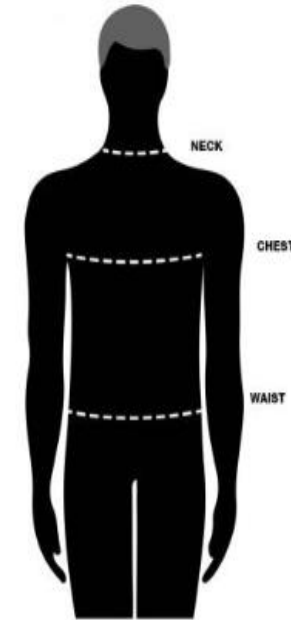
Size:	3XS	2XS	XS	S	M	L	XL	2XL	3XL	4XL	5XL
Half Chest (cm)	50.5	52.5	55	57.5	60	62.5	65	67.5	70	72.5	75
Navy/Gold											



Your ½ chest measurement (A on diagram) is taken by measuring under your arms and around the fullest part of your chest and halving the result. An alternate method is to compare your own similar garment size to those given above. You can do this by measuring the ½ chest of your garment (laid flat, measured 2cm below the sleeve join, from side seam to side seam) and compare it to ours. Please refer to the individual garment measurements, shown for each item, to determine your garment to garment size comparison. Logo embroidery is included in the item price as is GST.

RM200CF - \$56 - Mens Pilbara Closed Front Long Sleeved Shirt (Premium quality mercerized, double pre-shrunk, 100% cotton twill, Light weight – 150gsm, UPF 50+)

Size:	XS	S	M	L	XL	2XL	3XL	4XL	5XL	6XL*
Full Chest (cm)	114	118	122	127	132	136	142	148	152	158
Azure										
Black										
Clay										
Cobalt-Blue										
Cornflower										
Diesel										
Emerald										
French Navy										
Green										
Jade										
Light-Blue										
Ochre										
Olive										
Pale-Blue										
Purple										
Red										
Stone										



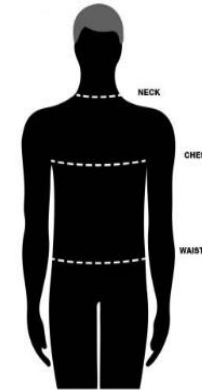
For a comfortable fit it is important to measure correctly.
When measuring make sure the tape is level and not tight.

- NECK** Measure around the neck where the top of the shirt collar would sit – Leaving room for comfort
- CHEST** Standing naturally, measure around the fullest part of the chest and shoulder blades measuring under the arms
- WAIST** Measure over undergarments around your natural waistline

* - Please note that size 6XL is only available in Cobalt-Blue, Diesel, Emerald, Light-Blue, Red & Stone

RM500BT - \$56 - Mens Pilbara Open Front Long Sleeved Shirt (Premium quality mercerized, double pre-shrunk, 100% cotton twill, Light weight – 150gsm, UPF 50+)

Size:	XS	S	M	L	XL	2XL	3XL	4XL	5XL
Full Chest (cm)	114	118	122	127	132	136	142	148	152
Azure									
Black									
Clay									
Cobalt Blue									
Diesel									
Emerald									
French Navy									
Light Blue									
Purple									
Red									
Stone									
White									

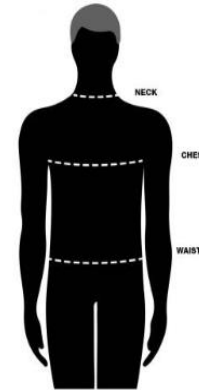


For a comfortable fit it is important to measure correctly.
When measuring make sure the tape is level and not tight.

- NECK** Measure around the neck where the top of the shirt collar would sit – Leaving room for comfort
- CHEST** Standing naturally, measure around the fullest part of the chest and shoulder blades measuring under the arms
- WAIST** Measure over undergarments around your natural waistline

RM200CFS - \$54 - Mens Pilbara Closed Front Short Sleeved Shirt (Premium quality mercerized, double pre-shrunk, 100% cotton twill, Light weight – 150gsm, UPF 50+)

Size:	XS	S	M	L	XL	2XL	3XL	4XL	5XL
Full Chest (cm)	114	118	122	127	132	136	142	148	152
Clay									
Cobalt Blue									
Diesel									
Emerald									
French Navy									
Light Blue									
Red									
Stone									

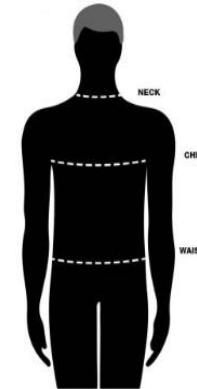


For a comfortable fit it is important to measure correctly.
When measuring make sure the tape is level and not tight.

NECK	Measure around the neck where the top of the shirt collar would sit – Leaving room for comfort
CHEST	Standing naturally, measure around the fullest part of the chest and shoulder blades measuring under the arms
WAIST	Measure over undergarments around your natural waistline

RM500BTS - \$54 - Mens Pilbara Open Front Short Sleeved Shirt (Premium quality mercerized, double pre-shrunk, 100% cotton twill, Light weight – 150gsm, UPF 50+)

Size:	XS	S	M	L	XL	2XL	3XL	4XL	5XL
Full Chest (cm)	114	118	122	127	132	136	142	148	152
Clay									
Cobalt Blue									
Emerald									
French Navy									
Light Blue									
Red									
Stone									



For a comfortable fit it is important to measure correctly.
When measuring make sure the tape is level and not tight.

-
- NECK** Measure around the neck where the top of the shirt collar would sit – Leaving room for comfort
 - CHEST** Standing naturally, measure around the fullest part of the chest and shoulder blades measuring under the arms
 - WAIST** Measure over undergarments around your natural waistline

1513 – \$88 - Mens Olympus Softshell Jacket (320gm 3-layer performance softshell, Outer 95% polyester 5% elastane, Inner 100% polyester bonded fleece)

Size:	S	M	L	XL	2XL	3XL	5XL	6XL*	7XL*	8XL*
Half Chest (cm)	54	56.5	59	61.5	64	66.5	71.5	75	78.5	82
Black										
Bottle										
Cyan										
Green										
Maroon										
Navy										
Red										
Royal										
Slate										

HOW TO MEASURE



HALF CHEST MEASUREMENT

* - Please note that sizes 6XL, 7XL & 8XL are only available in Black & Navy

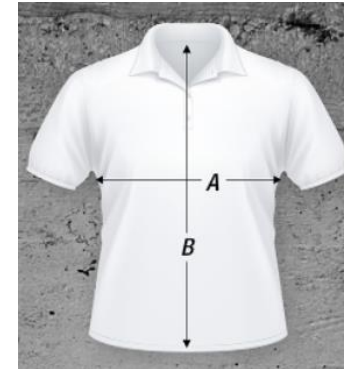


Black Bottle Cyan Green Maroon Navy Red Royal Slate

Your ½ chest measurement is taken by measuring under your arms and around the fullest part of your chest and halving the result. An alternate method is to compare your own similar garment size to those given above. You can do this by measuring the ½ chest of your garment (laid flat, measured 2.5cm below the sleeve join, from side seam to side seam) and compare it to ours. Please refer to the individual garment measurements, shown for each item, to determine your garment to garment size comparison. Logo embroidery is included in the item price as is GST.

210P – \$32 – Mens Pocket Polo (210gm pique knit fabric, 65% polyester 35% cotton for comfort, 3-button placket, knitted & tape reinforced collar, straight hem with side splits)

Size:	2XS*	XS*	S	M	L	XL	2XL	3XL	4XL	5XL
Half Chest (cm)	48.5	51	53.5	56	58.5	61	63.5	66.5	70	73.5
13% Marle										
Black										
Bottle										
Charcoal Marle										
Graphite Marle										
Maroon										
Navy										
Royal										
White										



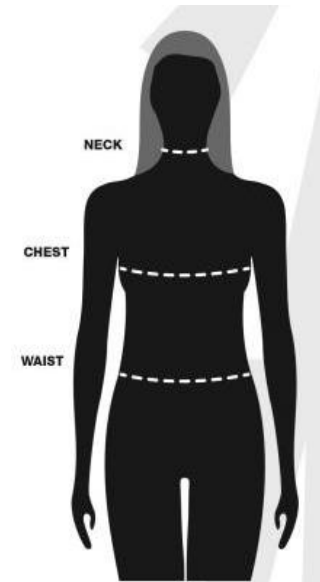
* - Please note that sizes 2XS & XS are only available in Navy, Royal, Black, Maroon, White & 13% Marle



Your ½ chest measurement (A on diagram) is taken by measuring under your arms and around the fullest part of your chest and halving the result. An alternate method is to compare your own similar garment size to those given above. You can do this by measuring the ½ chest of your garment (laid flat, measured 2cm below the sleeve join, from side seam to side seam) and compare it to ours. Please refer to the individual garment measurements, shown for each item, to determine your garment to garment size comparison. Logo embroidery is included in the item price as is GST.

RM300CF - \$56 - Ladies Pilbara Closed Front Long Sleeved Shirt (Premium quality mercerized, double pre-shrunk, 100% cotton twill, Light weight – 150gsm, UPF 50+)

Size:	6	8	10	12	14	16	18	20
Full Chest (cm)	96	101	106	111	116	124	132	140
Azure								
Blush Pink								
Cobalt Blue								
Cornflower								
Diesel								
Emerald								
French Navy								
Fuchsia								
Green								
Hot Pink								
Jade								
Lavender								
Mint								
Purple								
Red								
Stone								
Watermelon								

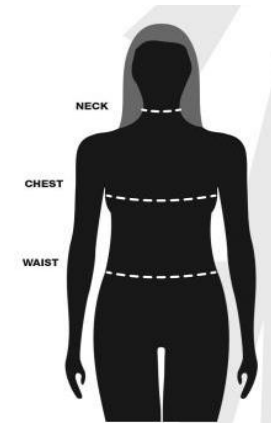


For a comfortable fit it is important to measure correctly.
When measuring make sure the tape is level and not tight.

NECK	Measure around the neck where the top of the shirt collar would sit – Leaving room for comfort
CHEST	Standing naturally, measure around the fullest part of the chest and shoulder blades measuring under the arms
WAIST	Measure over undergarments around your natural waistline

RM600BT - \$56 - Ladies Pilbara Open Front Long Sleeved Shirt (Premium quality mercerized, double pre-shrunk, 100% cotton twill, Light weight – 150gsm, UPF 50+)

Size:	6	8	10	12	14	16	18	20
Full Chest (cm)	96	101	106	111	116	124	132	140
Azure								
Black								
Cobalt Blue								
Emerald								
French Navy								
Fuchsia								
Hot Pink								
Jade								
Purple								
Watermelon								
White								



Azure Black Cobalt Blue Emerald French Navy Fuchsia Hot Pink Jade Purple Watermelon White

For a comfortable fit it is important to measure correctly.
When measuring make sure the tape is level and not tight.

-
- NECK** Measure around the neck where the top of the shirt collar would sit – Leaving room for comfort
 - CHEST** Standing naturally, measure around the fullest part of the chest and shoulder blades measuring under the arms
 - WAIST** Measure over undergarments around your natural waistline

2513 – \$88 - Ladies Olympus Softshell Jacket (320gm 3-layer performance softshell, Outer 95% polyester 5% elastane, Inner 100% polyester bonded fleece)

Size:	8	10	12	14	16	18	20	22	24*	26*
Half Chest (cm)	48	50.5	53	55.5	58	60.5	63	65.5	68	70.5
Black										
Bottle										
Cyan										
Green										
Maroon										
Navy										
Red										
Royal										
Slate										

HOW TO MEASURE



HALF CHEST MEASUREMENT

* - Please note that sizes 24 and 26 are only available in Black & Navy

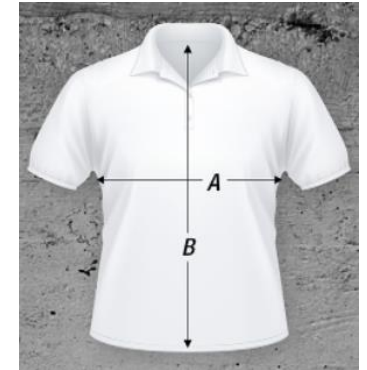


Black Bottle Cyan Green Maroon Navy Red Royal Slate

Your ½ chest measurement is taken by measuring under your arms and around the fullest part of your chest and halving the result. An alternate method is to compare your own similar garment size to those given above. You can do this by measuring the ½ chest of your garment (laid flat, measured 2.5cm below the sleeve joint, from side seam to side seam) and compare it to ours. Please refer to the individual garment measurements, shown for each item, to determine your garment to garment size comparison. Logo embroidery is included in the item price as is GST.

2LPS – \$30 – Ladies Signature Polo (210gm pique knit fabric, 65% polyester 35% cotton for comfort, knitted & tape reinforced collar, straight hem with side splits)

Size:	6*	8	10	12	14	16	18	20	22	24	26**	28**	30**
Half Chest (cm)	43.5	46	48.5	51	53.5	56	58.5	61	63.5	66	68.5	73.5	76
13% Marle													
Aqua													
Black													
Charcoal Marle													
Denim Marle													
Gunmetal													
Hot Pink													
Iris													
Jade													
Kelly Green													
Lt Blue													
Mulberry													
Musk													
Navy													
Orange													
Pea Green													
Purple													
Red													
Royal													
White													



Colour samples are on the next page

* - Please note that size 6 is only available in Black, Navy, White, Red & Purple

** - Please note that size 26, 28, & 30 are only available in Black, White & Navy

Your ½ chest measurement (A on diagram) is taken by measuring under your arms and around the fullest part of your chest and halving the result. An alternate method is to compare your own similar garment size to those given above. You can do this by measuring the ½ chest of your garment (laid flat, measured 2cm below the sleeve join, from side seam to side seam) and compare it to ours. Please refer to the individual garment measurements, shown for each item, to determine your garment to garment size comparison. Logo embroidery is included in the item price as is GST.

2LPS – Ladies Signature Polo – Colour Samples

20 Colour(s) available



13% Marle
(UPF 50+)



Aqua
(UPF 50+)



Black
(UPF 50+)



Charcoal Marle
(UPF 50+)



Denim Marle
(UPF 50+)



Gunmetal
(UPF 50+)



Hot Pink
(UPF 50+)



Iris
(UPF 40)



Jade
(UPF 50+)



Kelly Green
(UPF 50+)



Lt Blue
(UPF 50+)



Mulberry
(UPF 50)



Musk
(UPF 50)



Navy
(UPF 50+)



Orange
(UPF 50+)



Pea Green
(UPF 50+)



Purple
(UPF 50+)



Red
(UPF 50+)



Royal
(UPF 50+)



White
(UPF 50)